

Version 2 - June 2010

AXXOM

2010

LAWNBOS **TIMBERBOS** **GRILLBOS** **HOMEBOS**



2

www.axxom-sprl.be



AXXOM International is the link between garden machinery distributors and the manufacturers of outdoor power machinery worldwide. We ensure reliable distribution and after sales service of high quality power tools for the gardening and forestry industry.

Our particular challenge is to offer a good product at a fair price
AXXOM knows the markets and manufacturers, examines their certificates and AXXOM assumes entire responsibility for purchasing, financing and transport to your warehouse, and, last but not least, AXXOM stands for excellent after sales service including a fair and accurate warranty processing.

In short, AXXOM respects all your interests and takes care of your good business.

At a first glance direct purchasing seems cheaper, however, it is often more expensive.

AXXOM offers a wide range of products for home and garden:
Lawn tractors, ride-ons, walk behind mowers, brush cutters, hedge trimmers, chainsaws, log splitters, circular saws, mini dumper, generators, telescopic ladders and BBQs:




















AXXOM guarantees:

- Technical Advice
- Superior quality
- Secure Delivery & deadlines
- Fair and reasonable market prices
- Reliable supply of spare parts

Simply better – AXXOM.

Information about our company and the product range available on our website: www.axxom-sprl.be

Contents

	Lawn Tractors	4-7
	Lawn Tractor Accessories	8-9
	Lawn mower	10-11
	Brush cutters	12
	Vacuum blower	13
	Hedge trimmer	13
	Chain saws	14-15
	Log Splitter	16
	Log Saws	17
	Mobile log splitter	18-19
	BBQ	20
	Indoor stoves	21
	Generators	22
	Mini Dumper	23
	Telescopic ladders	24-25
	Flail mower	26
	Drag harrow	27
	Snow Thrower	28-29
	Archer - Spare Parts Program	30-31



The small Power tractor LAWNBOSS 5015-H

■ 5015-H

Compact, powerful and reliable, this is the 92cm Model from the LawnBoss family.

With its 15.5HP BRIGGS & STRATTON OHV engine it is the perfect tractor for surfaces up to 2000m².



The mowing deck is being switched on easily by means of an electromagnetic clutch. One button and the blades start to work.



The 8000 series models are equipped with a working hours counter. The perfect overlook to your next maintenance.



The cutting height can be adjusted easily from the driver seat to 7 different positions. The perfect height for every situation.



Two strong Halogen front lights allow you to use your tractor also in darkness. When storing your tractor in a dark garage or working outside in the darkness you can still see and be seen.

LawnBoss

Lawn Tractors

LawnBoss – Hight Tech and superior Power

The LawnBoss ride on tractors guarantee secure and comfortable lawn mowing. They are suitable for large surfaces up to 4000m².

Superior power combined with long-life engines made by BRIGGS & STRATTON ranging from 15.5 HP to 22,0 HP V-Twin.

LawnBoss tractors are featured with high quality components which guarantee entire satisfaction for many years of use.

Automatic rear-axle transmissions from TUFF TORQ USA allow effortless and simple adjustment of the driving speed at every moment.

The LawnBoss-Bestseller

102cm/40" cutting width combined with comfort and power is the bestseller of the Lawnboss range. Automatic transmission and top features make them an ideal choice for the private users as well as semi-professionals.

■ 8017-H
8021-H





■ 8022-X

**The Pure Power
LawnBoss 8022-X and 8122-X**

The X-Series is available with 102cm/40" steel or 122cm/48" aluminium cutting decks. It is equipped with a professional transmission with 1" axle shafts and DIFFERENTIAL LOCK which make this tractor really unique in its class. It is a Star in the professional market and can be equipped with numerous accessories (page 8-9).



■ 8122-X



Automotive-type dash board



Large grass chute



Unique design

LawnBoss

Lawn Tractors

Technical Details:

Model	5015-H	8017-H	8021-H	8022-X	8122-X
Color	Silver	Silver	Silver	Silver	Silver
Engine	B&S I/C OHV	B&S Intek	B&S Intek	B&S Intek	B&S Intek
Power	11,6 kW - 15,5 HP	12,8 kW - 17,5 HP	14,7 kW - 20,0 HP	16 kW - 22,0 HP	16 kW - 22,0 HP
Cylinders Qty.	1	1	2	2	2
Transaxle	Tuff Torq K-46	Tuff Torq K-46	Tuff Torq K-46	Tuff Torq K-62	Tuff Torq K-62
Differential Lock	---	---	---	Yes	Yes
Cutting System	2 Blades	2 Blades	2 Blades	2 Blades	2 Blades
Cutting Width	92 cm	102 cm	102 cm	102 cm	122 cm
Cutting Height	25 - 90 mm	25 - 90 mm	25 - 90 mm	25 - 90 mm	25 - 90 mm
Mulching	Optional	Optional	Optional	Optional	Optional
Clutch	Electromagnetic	Electromagnetic	Electromagnetic	Electromagnetic	Electromagnetic
Hose Connection	---	Yes	Yes	Yes	Yes
Supporting Wheels	---	4	4	4	4
Catcher	250 Liters	300 Liters	300 Liters	360 Liters	360 Liters
Full-Catcher-Signal	Acoustic	Acoustic	Acoustic	Acoustic	Acoustic
Hour Counter	---	---	Yes	Yes	Yes
Battery	12V / 22 Ah	12V / 22 Ah	12V / 22 Ah	12V / 22 Ah	12V / 22 Ah
Fuel Tank	9 Liters	13 Liters	13 Liters	13 Liters	13 Liters
Front Tires	15x6.00-6	16x6.50-8	16x6.50-8	16x6.50-8	16x6.50-8
Rear Tires	18x9.50-8	20x10.0-8	20x10.0-8	20x10.0-8	20x10.0-8
Seat	Comfort	Comfort	DeLuxe	DeLuxe	DeLuxe
Arm Rest	---	---	Yes	Yes	Yes
Bumper	Yes	Yes	Yes	Yes	Yes
Lights	Yes	Yes	Yes	Yes	Yes
Trailer Coupling	---	Yes	Yes	Yes	Yes



Big wheels for a better Handling



Reliable Briggs & Stratton Engines



Stable Cast Iron Front Axle



TC - 3080 PL / TC - 3080 P

The trailer TC 3080 PL with its stable plastic-tub can be used as both a trailer and a wheelbarrow.

	TC - 3080 PL	TC - 3080 P
Load:	300 kg	200 kg
Weight:	37 kg	22,5 kg
Wheels:	4.80 x 4.00 - 8	4.80 x 4.00 - 8
Dimensions:	120 x 92 x 30 cm	97 x 75 x 25 cm



TC - 3080 D

The steel plated trailer cart TC 3080 D is stable and ready for any challenge.

Load:	300 kg
Weight:	52 kg
Wheels:	4.80 x 4.00 - 8
Dimensions:	120 x 84 x 36 cm



TC - 2414

You can use the TC 2414 spreader all year round. In winter to spread salt and in summer to spread sand or seeds.

Spreading:	up to 2,5m
Capacity:	40 Liters
Wheels:	13 x 5.00-6



Snow Chains

If you need strong grip, especially during winter time, the snow chains built by a high-class distributor: RUD - will give it to you.



Deflector

If you don't want to catch the lawn trimming, the assembled deflector lays it down in practical lines.



TBD 402

Your lawn tractor becomes a scarifier with the TBD 402. It loosens moss, cleans the ground from waste and roughens the surface to optimize the infiltration of water and nutrients.

Working Width: 100cm
Teeth Quantity: 26
Height Adjustment: Yes



TLS 38 & TLS 42

The lawn sweepers by LawnBoss clean your lawn and pick up all the lawn trimmings easily.

Model:	TLS 38	TLS 42
Working Width:	96 cm	106 cm
Catcher volume:	300 l	350 l



AERP 36

The aerator AERP 36 allows your lawn to breathe and optimizes the intake of nutrients in the roots.

Working Width: 90 cm
Height Adjustment: Yes
Aerating discs: 10 Pcs.



ROLL 36

The garden roller makes sure that the seeds are well implanted in the ground after the spreading of seeds, so that your lawn grows to perfection.

Working Width: 90cm
Weight empty / full: 24 kg / 120 kg



■ **LawnBoss 446 SP**



Comfortable Power Machines
LawnBoss Lawn Mowers 446 SP and 653 SP

The LawnBoss 446 SP and 653 SP combine the most necessary qualities for lawn mowers: cutting performance and great catching characteristics. The strong result: Power machines for your garden with a robust body and a long-living engine technology.

■ **LawnBoss 653 SP**



Transmission directly powered by the engine by a well shielded V-belt.



Central cutting height adjustment.

■ **Technical Details:**

Model	LawnBoss 446 SP	LawnBoss 653 SP	LawnBoss 755 XL 2	LawnBoss 753 Pro
Engine	B&S Quattro 40	B&S Quantum 60	B&S DOV 750	Honda GXV 160
Power	3,0 kW / 4,0 HP	3,7 kW / 5,0 HP	2,7 kW / 3,7 HP	4 kW / 5,5 HP
Mower Body	Steel	Steel	Aluminium	Aluminium
Cutting Width	46 cm	53 cm	55 cm	53 cm
Height Adjustment	Central	Central	Central	Central
Cutting Height	25 - 80 mm	25 - 80 mm	25 - 75 mm	15 - 85 mm
Traction	Yes	Yes	Yes	Continuous
Weight	29 kg	40 kg	35 kg	58 kg

LawnBoss

Lawn Mower



■ LawnBoss 753 Pro

Power and passion

LawnBoss 755 XL2 Pro and 753 Pro

The LawnBoss 755 XL2 and the 753 Pro are first choice for real garden experts. They are equipped with a high-class aluminium body and traction that takes its power from a reliable engine by a well-known manufacturer.

Many Ergonomic details facilitate the safe handling of these lawn mowers. A real lawn expert will be convinced by the powerful traction, anti-chipping security and the all around high-class finishes. These details make it easy for an ambitious garden owner to choose a LawnBoss mower.



The high-performance cardan shaft driven transmission of the 753 is reliable and gives you comfort while mowing.



The controls are easy to reach and to adjust. Everything is exactly where it belongs.



■ LawnBoss 755 XL2

Convincing qualities:

- reliable engines
- impact-proof aluminium bodies
- Transmission by cardan shaft
- central height adjustment
- great catching characteristics
- reliable spare parts supply
- 2 years warranty



The robust steel wheels run on ball bearings, sign of great quality.



The HONDA Engine gives you reliable power even in difficult situations.



Brush Cutters

The brush cutters by LawnBoss are balanced for all your needs. They are handy, powerful and compact in their construction. They do whatever a professional gardener or garden expert wants them to do. You can trust in brush cutters which

allow you the best possible maintenance with their easy-to-handle equipment and light weight. No matter if you work on a slope or simply cleaning thick shrubbery, the LawnBoss brush cutters make your work as easy as possible.



■ 271 LITE

■ 520 Pro
430 Pro

■ 340 PURE (Handle bar)
341 PURE (Loop)

■ Technical Details:

Model	271 Lite	340 Pure	341 Pure	430 Pro	520 Pro
Engine	2-strokes 25,4cc	2-strokes 32,6cc	2-strokes 32,6cc	2-strokes 42,7cc	2-strokes 52cc
Power	1 HP	1,2 HP	1,2 HP	1,7 HP	2 HP
Handle	Loop	Handle bar	Loop	Handle bar	Handle bar
Carrying Strap	Yes	Yes	Yes	Yes	Yes
Blade	3 Teeth	3 Teeth	3 Teeth	3 Teeth	3 Teeth
Nylonhead	Yes	Yes	Yes	Yes	Yes
Leaves Blower	Optional	Optional	Optional	Optional	Optional
Weight	5,8 kg	6,7 kg	6,7 kg	7,4 kg	8 kg

LawnBoss

Brush Cutters

■ EB260EU



Vacuum Blower

When the autumn comes, so do dead leaves. The LawnBoss Vacuum Blower is the perfect tool. The smooth, strong engine will tidy up every type of ground easily. The LawnBoss Vacuum Blower will clean your lawn, your courtyard, your terrace or the driveway and garden pool.

Hedge Trimmer

The efficient maintenance of garden, park and countryside is a challenge for every hobby gardener and garden expert to face. The LawnBoss hedge trimmer makes sure that the result is persuasive.

■ HTX 600D



Model	HTX 600 D
Engine	2-stroke
Power	0,65 kW / 0,88 HP
Cutting Height	60 cm
Cutting System	Double sided
Weight	6,4 kg

Model	EB 260 EU
Engine	2-strokes
Power	0,5kW / 0,68 HP
Air Volume	0,17 m ² /sec
Fuel Capacity	0,5 Liters
Weight	5,3 kg

Info

Your nearest retailer will personally advise you on your choice for the right LawnBoss garden machine, which will satisfy all your needs.



Chain Saws with Higher Standards

TimberBoss chainsaws are built to face heavy challenges. High performance, a long life and good quality are the result of years of experience in building petrol-driven chainsaws.

The TimberBoss chainsaw range can be used for multiple applications: pruning, at the construction site or for cutting logs, there is always a machine that perfectly does the job.

■ TB 4040



■ TB 4545



■ TB 5045



■ TB 6250



■ Technical Details:

Model	TB 4040	TB 4545	TB 5045	TB 6250
Displacement	40,1 cc	45,1 cc	49,3 cc	62 cc
Power	1,5 kW / 2,0 HP	1,8 kW / 2,4 HP	2,2 kW / 3,0 HP	3,0 kW / 4,0 HP
Anti-Vibration	Yes	Yes	Yes	Yes
Guide Bar Length	40 cm	45 cm	45 cm	50 cm
Oil Pump	Automatic	Automatic	Automatic	Automatic
Chain	Oregon	Oregon	Oregon	Oregon
Carburettor	Walbro	Walbro	Walbro	Walbro
Weight	3,9 kg	4,1 kg	5,2 kg	6,3 kg

TIMBERBOSS

Chain Saws

■ TB 2525



The TB 2525 is small, light and powerful. This one-handed chain saw is the perfect device for pruning trees.

Sawhorse



A convenient sawhorse that supports up to 3.5 HP chainsaws. The chain and guide bar are covered by a safety protection. The adjustable spacer helps you to cut wood always at the same length.

Chain Sharpener



The sharpener is suitable for all sizes of chains that fit normal chain saws by several manufacturers such as Stihl, Dolmar, Husqvarna or Solo. It is equipped with a universal grinding disc suitable for every size. The grind angle can be adjusted from 0° to 35°.

Good Reasons...



Chain saw engines are the first class unit of all engine driven devices. That is why top precision is essential for TimberBoss devices.



TimberBoss chain saws are equipped with an EASY-Start system, so that your work can be done as efficiently and fast as possible.



The chain is one of the fundamental characteristics of a chain saw. TimberBoss trusts in OREGON.



A TimberBoss chain saw is ergonomic and easy to maintain. The design is smart and everything is easy to reach.

■ Technical Details:

Model	TB 2525
Displacement	25,4 cc
Power	0,9 kW / 1,2 HP
Anti-Vibration	Yes
Guide Bar Length	25 cm
Oil Pump	Automatic
Chain	Oregon
Carburettor	Walbro
Weight	3,2 kg

Model	Sawhorse
Material	galvanized steel
Measurements	L76 x W62 x H90cm
Log Diameter	up to 32 cm
Log Length	up to 150 cm
Specifics	<ul style="list-style-type: none"> • foldable • suitable for Chain Saws up to 3.5 HP and a guide bar up to 45 cm

Model	Chain Sharpener SCS85
Voltage	230 Volt
Power	85 W
Speed	4800 rpm
Specifics	<ul style="list-style-type: none"> • grinding disc 3mm • synthetic resin bounded abrasant • grind angle 0-35°



■ **FBV 6T 230**



The log splitters have adjustable tables with three/four positions to split wood of every size.

Log Splitter

Renewable energy sources like wood are fundamental for environmentally friendly and cost-saving heating, you can trust in TimberBoss log splitters when you cut your fire wood. Their special splitting force makes hard work with an axe needless. TimberBoss log splitters distinguish themselves by their premium hydraulic elements, their user-friendly handling and low maintenance drives.




■ **FBV 8T 400**



■ **FBV 10T 400**

■ Technical Details:

Model	FBV 6T 230	FBV 8T 400	FBV 10T 400
Motor	230 V	400 V	400 V
Power	3000 W	3200 W	3500 W
Splitting Force	6 t	8 t	10 t
Table Positions	3	4	4
Max Wood Diam.	40 cm	42 cm	45 cm
Max Wood Length	105 cm	135 cm	135 cm
Crossknife	included	included	included
Weight	103 kg	136 kg	170 kg



Even if the logs are a bit longer than you expected, the table can be mounted in a way that they fit.



The table can be removed totally, so that you can use the whole length of the log splitter.

TIMBERBOSS

Log Splitter & Circular Saws

Circular Saw


The circular saws of the TimberBoss range are convincing with their professional design and are produced for long term work. The high-quality saw blade and powerful motors make every cut an optimal one. A compact saw for home or semi-professional use.



■ LS 700



■ LS 450




Model	LS 450	LS 700
Motor	230 V	400 V
Power	2200 W	5000 W
Knife	450 mm	700 mm
Cutting Length	170 mm	260 mm
Cutting System	vertical	vertical
Saw blade	HM	HM
Weight	40 kg	100 kg

- Completely powder-coated
- Able to saw firewood, branches and logs
- Automatic reset feature with a spring
- 450mm HM-saw blade with 17cm cutting depth
- 700mm high-quality HM-saw blade with 26cm cutting depth
- Adjustable length spacer
- Gearless drive
- Motor smoothness
- Including transport wheels



■ JL 60
JL 100



The massive splitting head is forced by a 18 tons pressure. The upward spreading shape of the knife helps to split long logs quicker.



The heart of the log splitter is the hydraulic cylinder in the centre of the machine.

■ Technical Details:

Model	JL 60	JL 100
Motor	Honda GX 160	Honda GX 160
Power	4,0 kW / 5,5 HP	4,0 kW / 5,5 HP
Splitting Force	16 t	18 t
Approved for the road	Yes	Yes
Flyback	Automatic	Automatic
Log Length	65 cm	105 cm
Weight	360 kg	420 kg

Good reasons...

- Mobile
- Vertical or horizontal
- Roadworthy
- ALKO Chassis
- Automatic flyback
- Detachable lighting
- TÜV / GS – certified
- Splitting cycle of approx. 14 sec

TIMBERBOSS

Log Splitters

JIM's mobile log splitter

Connect the JL 60 or JL 100 to a car or a tractor and you can start your work anywhere. The mobile log splitters are assembled to a ALKO Chassis, which is approved for the road. The log splitter applies as a working device and not as trailer, so you do not have to pay motor vehicle tax.

The log splitters of the JL-Series split the log with a tremendous splitting force of 16 or 18 tons. This force needs a stable and robust construction. The log splitter gets its force by a Honda engine with 5.5 HP and a high-performance hydraulic pump, which creates an enormous pressure of 230 bar.

You can control the force with a safe 2 handed lever. With only one movement, the log splitter is tilted to a vertical position. The JL-Series log splitters can be used for all purpose.



The JL log splitters are approved for the road - they become a mobile solution. They are even independent from power sources because of their petrol-driven engines.



5.5 HP in a well-proven Honda-Engine give you all power needed.



The massive foot shows how stable the construction has to be for a splitting force of 18 tons.



The hydraulic controls on top of the log splitter are shielded for your safety.



The valve improves the warm up of the hydraulic oil.



■ A-501S



The grill season has begun

S-209: A real eye catcher for every garden party. No matter if you want to grill juicy beef, fresh fish, poultry or other tasty meals: this barbecue smoker transforms your party into a tasteful experience.

A-501S: The GrillBoss Stainless Steel Barbecue. Start the new barbecue season with the assembled piezo ignition and propane gas - easy and comfortable with a push on a button. Enjoy summer nights with friends or family with a barbecue, just as you want it to be.

CBA-401A: The ultimate for grilling professionals. Its 4+1 propane gas burners and elegant design make the CBA-401A a perfect partner for successful barbecues. With its premium control panel make your personal touches to the flavors your meat.

■ B-301W



■ CBA-401A

■ S-209



■ Technical Details:

Model	B-301W	CBA-401A	A-501S	S-209
Type of heating	propane gas	propane gas	propane gas	charcoal
Power	10,8 kW	18,8 kW	22 kW	---
Grilling space	64 x 49 cm	70 x 45 cm	97 x 49 cm	88 x 42 cm & 40 x 42 cm
Burner	3	4 + 1	5 + 1	---
Ignition	Piezo	Piezo	Piezo	---
Thermometer	in the cover	in the cover	in the cover	---
Dimensions	140 x 60 x 118 cm	147 x 61 x 118 cm	169 x 58 x 124 cm	188 x 64 x 123 cm
Weight	43 kg	43 kg	88 kg	55 kg

GRILLBOSS

BBQ & Fireplace

Outside is cold, but inside it pure pleasure

CH1006: A wood burning stove, that fills your home with pleasant warmth during the winter days. With its round arch design, it fits every style.

CH1007B: Equipped with the same technical specifications as the CH2006, but built in a more square style. The pleasant warmth of natural burning wood makes it the favourite place for your whole family.

■ • Fireplace CH1006 Stockholm



■ • Fireplace CH1007B Trondheim



■ Technical Details:

Model	Fireplace CH1006 Stockholm	Fireplace CH1007B Trondheim
Type of heating	wood	wood
Power	7 kW	7 kW
Efficiency	75%	75%
Material	Sheet steel	Sheet steel
Firebox	Shut	Shut
Ashes drawer	Yes	Yes
Dimensions	950 x 485 x 355 mm	890 x 550 x 380 mm
Weight	64 kg	63 kg

Info

Using natural firewood for heating can save you money and lots of heating energy. Your stove spreads the warmth through the whole room.



Generator 1000i

Quality with power of 1000 Watts: Mobile power generation is essential not only for professional use, but also for private use where an independent, light and compact power source is needed. It all depends on reliability, a low noise level and excellent start behaviour.

**Available in
JULY 2010**



Generator 2000i

2000 Watts of independence without making compromises: The generator 2000i offers even more power and mobile energy. But some things stay the same: independent of location, low noise level, compact construction and readiness for mobile use at all time.

Technical Details:

Model	1000i	2000i
Continuous Power	900 W	1600 W
Maximum Power	1000 W	2000 W
Volt / Ampere	230 / 3,7	230 / 6,7
Volt / Ampere	12 / 7,5	12 / 8,3
Engine	1 cyl. 4-strokes	1 cyl. 4-strokes
Engine Power	1,3 kW	2,2 kW
Dimensions L x W X H	455 x 252 x 407 mm	530 x 300 x 445 mm
Weight	14 kg	22 kg

Info

1000 Watt of power is the optimum amount for a personal generator. But if you need more power resources, choose the 2000i.

HomeBoss

Generators & Mini Dumper

Mini Dumper

The multi talented 4 wheel drive full of capabilities: With the Mini Dumper you can transport construction materials and other goods through heavy terrain and up stairs. Optionally equipped with an attachable snow blade or the practical forklift attachment it transports

heavy loads up to 250kg almost effortlessly. Furthermore the tub of the Mini Dumper can easily be furnished with a loading space enhancement. A tool that is essential in forestry as well as in an ambitious hobby gardeners lawn maintenance.



■ BY 160V-H

■ BY 160V-B



POWERED by
HONDA



Model	BY 160V-B	BY 160V-H
Engine	Briggs & Stratton	Honda GXV 160
Power at 3000 RPM	4,4 kW / 6 HP	4 kW / 5,5 HP
Drive	Peerless transaxle	Peerless transaxle
Gears	4x forwards 1x backwards	4x forwards 1x backwards
Speed f / b	4,5 / 2 km/h	4,5 / 2 km/h
Dimensions	163 x 70 x 90 cm	163 x 70 x 90 cm
Load	250 kg	250 kg
Weight	120 kg	120 kg

Info

As a powerful wheelbarrow the Mini Dumper is essential on the construction site and in the courtyard, where goods have to be transported. The arable tire studs make the Mini Dumper a terrain-established allround-carrier.

Also ask for the optional accessories.



Ladders in telescope style

The telescopic straight ladders by HomeBoss are space saving and amazingly practical. Their small sizes when pushed together lead to an easy storage in every corner or trunk. Thus you always have a ladder with a height of 3.81 meters with you.

Every segment can be pulled out separately. So you can easily adjust the height of the ladder. If you do not need the whole height of the ladder, you can leave the unnecessary steps in.

There is no ladder more flexible and more mobile than this one. The HomeBoss ladders are also extremely stable. Built with high-class aluminium which gives the ladder lightness and rust protection.



Mobile and space-saving. The HomeBoss ladders fit in every corner or trunk.



The ladder is flexibly with its separately extendable steps.



Equipped with a practical bag - protection for your ladder.

■ Technical Details:

Model	A30210	A30270	A30320	A30380
Max. Height	2,05 m	2,63 m	3,21 m	3,81 m
Height pulled together	0,80 m	0,88 m	0,96 m	1,02 m
Max. Load	150 kg	150 kg	150 kg	150 kg
Steps	7	9	11	13
Weight	5 kg	8 kg	9 kg	13 kg
Package Dimensions	83 x 49 x 9	92 x 50 x 10	100 x 50 x 11	105 x 50 x 11
Certified	TÜV GS & CE	TÜV GS & CE	TÜV GS & CE	TÜV GS & CE



A step-ladder as compact as none before

The HomeBoss telescopic ladders are very practical for those who need to work at heights or on a freestanding ladder. The A50385 can be used as a straight-ladder with a height of 3.85 meters or with the help of the centre joint you can also use it as a step-ladder with a height of approximately 2 meters. With the separately extendable steps you can even put the ladder on stairs. Pushed together the ladder is space-saving and ready to use at anytime and any place.



Stand-alone and safe, the A50385 has its advantages especially on construction sites. Even stairs are no problem for this ladder.



Space-saving and light, thanks to the high-class aluminium and the telescope technology.



Multi-functional thanks to the separately adjustable telescope segments.

Technical Details:

Model	A50385
Max. Height	3,85 m
Height pulled together	0,93 m
Material	Aluminium
Steps	12
Weight	14,5
Package Size in cm	95 x 50 x 18



Info!

Independants, architects and construction professionals will appreciate the practical side of the HomeBoss Ladders during their visits on site. They will always have a real ladder at hand or in the trunk of their car thanks to the practical bag that comes with each ladder.



AXXOM Flail Mower

The AXXOM flail mower is designed for heavy work. It cleans quickly and easily grasslands and land left fallow. The shaft bristled with knives will mow the grass and reduce it to small pieces that allows rapid decomposition.

The flail mower is powered by a PTO shaft of a small tractor. You just need a 25 HP tractor and a hydraulic three point attachment to run the flail mower.



Up to 60 flails (EF175) are mounted on the shaft. With an AXXOM flail mower you can mow efficiently even under heavy conditions. The grass is finely shredded so it can decompose faster.



Three toothed v-belts transmit all the power of the tractor to the cutting unit.

■ Technical Details:

Model	EF 145	EF 155	EF 165	EF 175
Width	1540 mm	1640 mm	1740 mm	1840 mm
Depth	700 mm	700 mm	700 mm	700 mm
Height	520 mm	520 mm	520 mm	520 mm
Flails	48	54	54	60
Drive	PTO Shaft	PTO Shaft	PTO Shaft	PTO Shaft
Minimum Power	25 HP	25 HP	25 HP	25 HP
Mounting on	Three Point Attachment	Three Point Attachment	Three Point Attachment	Three Point Attachment
Weight	190 kg	205 kg	220 kg	235 kg

LawnBoss

Flail Mowers

AXXOM drag harrow

The AXXOM drag harrow is suitable for a wide range of tasks.

Horse riding grounds and circuits and playing fields get cleaned and smoothed easily.

It aerates the grounds of **fields and meadows** and improves the water absorption. Dead crops and grasses get removed easily with the drag harrow.

Seed areas get aerated and smoothed by the harrow. The sowing becomes much easier and the seed infiltrates better in a loose ground.

The AXXOM drag harrow is robust and pre-assembled completely. The vehicle pulling the drag harrow can be a tractor, ATV (Quad), or a 4x4 car (SUV). It is low maintenance and extremely resistant.



■ Drag Harrow



No matter if it is connected to an ATV, a car or a tractor, the drag harrow aerates the ground and avoids stagnant moisture. Water can infiltrate the ground with ease.

■ Technical Details:

Model	DH 48	DH 72	DH 96
Width	122 cm	183 cm	244 cm
Length	140 cm	165 cm	180 cm
Weight	56 kg	83 kg	126 kg

- Robust construction
- Completely pre-assembled
- scarifies, smooths, cleans
- Suitable for strong vehicles
 - tractors
 - ATVs (Quads)
 - 4 Wheel Drive cars (SUV)



Welcome the Winter with SnowBoss

High performance snowblowers, equipped with reliable winter engines. The SnowBoss range are efficient, convenient and economical machines. The special winter engines are equipped with a 230V electric starter. The engine jump starts immediately.



■ SN 722 W



A Robust worm gear for perfect snowblowing !



■ SN 1328 C

■ Axxom Winter Articles



SNOWBOSS

Winter Machines



SnowBoss - Caterpillar Drive

The Snow Master, the SN 1328C provides the best snow clearing capacities with its caterpillar drive and flexible height adjustment . When clearing large areas of snow ,it glides over uneven ground without any problem, and does the job in no time !

Technical Details

Model	SN 722 W	SN 1328 W	SN 1328 C
Engine Power	5,1 kW / 7 HP / 3000 rpm	9,5 kW / 13 HP / 3000 rpm	9,5 kW / 13 HP / 3000 rpm
Starter	Starter Cord/ 230V	Starter Cord/ 230V	Starter Cord/ 230V
Drive	13" - Wheels	15" - Wheels	Caterpillar Drive
Transmission	Gearless Friction Disc	Gearless Friction Disc	Gearless Friction Disc
Gears	4 Forward / 2 Backward	5 Forward / 2 Backward	5 Forward / 2 Backward
Working Width	56 cm	71 cm	71 cm
Gear Diameter	30 cm	32 cm	32 cm
Ejection Chimney	Rectangular 190° - Profile	Rectangular 190° - Profile	Rectangular 190° - Profile
Ejection distance	8 m to 14 m	10 m to 15 m	10 m to 15 m
Front Light	Yes	Yes	Yes
Handle Heating	Non	Yes	Yes
Weight	95 kg	120 kg	130 kg
Certificate	EMC / CE / EPA	EMC / CE / EPA	EMC / CE / EPA

Winter Accessories

With the Winter accessories from AXXOM, you can increase the value of your current machines. Use your lawn tractor or mini-dumper as a snow plough, or as a salt spreader. Their efficiency will be effective all year round.

What is a Winter Engine ?

Air cooled 4 stroke engines are designed to reach their normal running temperature rapidly and have quick ignition when the engine is cold. During Winter, the temperature is much lower, the engines need to be prepared for starting and running at these low temperatures.





Spare Parts in OEM Quality!

Chain saws are the Formula 1 machines in the garden or forest. Here is the crucial quality for reliability and efficiency.

A reparation can quickly become very expensive on a quality machine. This is where the Archer Quality Program for engine driven saws becomes interesting.

The Archer Spare Parts are available for the most popular models on the market. A list of supported brands is available on the next page.

The Archer Quality Spare parts program supplies :

- Guide bars**
- Saw Chains**
- Sprockets**
- Piston / Cylinder Sets**
- Nylon starter cords**



High Quality saw chains on reels at an affordable price. Increase the efficiency of your chainsaw

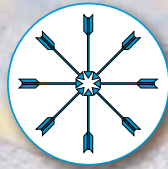


Pistons and cylinders are made of high quality aluminium. Precision made and durable. Save money without the slightest compromise on quality.

Interested in learning more about these products ?

Ask for our complete catalog today

You will discover all the spare parts for all popular machines



Archer
AUSTRALIA

Quality Spare Parts

ALPINA
BLITZ
CASTELGARDEN
CASTOR
DOLMAR
ECHO
EFCO
EINHELL
FRONTIER
HITACHI
HOMELITE
HUSQVARNA
JOHN DEERE
JONSERED
MAKITA
MC CULLOCH
OLEO MAC
PARTNER
PIONEER
POULAN
POWER PRUNER
RYOBI
SHINDAIWA
SOLO
STIGA
STIHL
TAS TANAKA
ZENOHA



Axxom International SPRL

Avenue Vésale, 6
1300 Wavre
Belgium

Tel : +32 (10) 68 62 10
Fax : +32 (10) 68 62 19

info@axxom-sprl.be